

# Device connector, rear mounting - SACC-DSI-M8FS-4CON-M10-L180 SH - 1456129

Please be informed that the data shown in this PDF Document is generated from our Online Catalog. Please find the complete data in the user's documentation. Our General Terms of Use for Downloads are valid (<http://phoenixcontact.com/download>)




Sensor/actuator flush-type connector, socket, 4-pos. M8, rear/screw mounting with M10 fastening thread, with straight solder connection

## Your advantages

- ✓ Easy PCB assembly: one-piece connectors for wave soldering
- ✓ Standard pin assignments and codings for signal transmission with a uniform design-in design
- ✓ For high transmission reliability: optional shield connection to the housing and latching on the PCB



## Key Commercial Data

Packing unit	1 pc
Minimum order quantity	20 pc
GTIN	 4 046356 605762
GTIN	4046356605762
Weight per Piece (excluding packing)	10.000 g
Custom tariff number	85366990
Country of origin	Germany

## Technical data

### Ambient conditions

Ambient temperature (operation)	-25 °C ... 85 °C
	-25 °C ... 85 °C
Degree of protection	IP67

### General

# Device connector, rear mounting - SACC-DSI-M8FS-4CON-M10-L180 SH - 1456129

## Technical data

### General

Note	The electrical and mechanical data specified assume that the connector pair is correctly locked and mounted. If the connector is unlocked and if there is a danger of contamination, the connector must be sealed using a protective cap > IP54. Influences arising from litz wires, cables or PCB assembly must also be taken into consideration.
Rated current at 40°C	4 A
Rated voltage	48 V AC 60 V DC
Rated surge voltage	1.5 kV
Number of positions	4
Insulation resistance	≥ 100 MΩ
Coding	A - standard
Standards/regulations	M8 connector IEC 61076-2-104
Status display	No
Overvoltage category	II
Degree of pollution	3
Connection method	Solder pins
Insertion/withdrawal cycles	> 100
Torque	1 Nm ... 1.5 Nm (Installation-side)
Mounting type	Rear mounting M10 With flat nut
Thread type	M10

### Material

Flammability rating according to UL 94	HB
Contact material	Cu alloy
Contact surface material	Au
Contact carrier material	PA 6.6
Material, knurls	Zinc die-cast, nickel-plated
Sealing material	NBR
Additional material specifications	EP (Grout material)

### Cable

Standards/specifications	M8 connector IEC 61076-2-104
--------------------------	------------------------------

### Standards and Regulations

Standards/specifications	M8 connector IEC 61076-2-104
Flammability rating according to UL 94	HB

### Environmental Product Compliance

REACH SVHC	Lead 7439-92-1
------------	----------------

# Device connector, rear mounting - SACC-DSI-M8FS-4CON-M10-L180 SH - 1456129

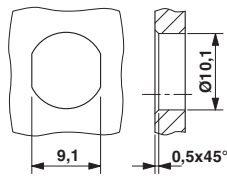
## Technical data

### Environmental Product Compliance

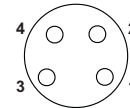
China RoHS	Environmentally Friendly Use Period = 25;
	For details about hazardous substances go to tab "Downloads", Category "Manufacturer's declaration"

## Drawings

Dimensional drawing



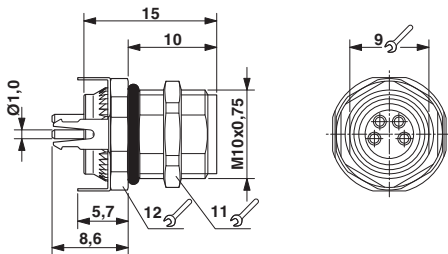
Schematic diagram



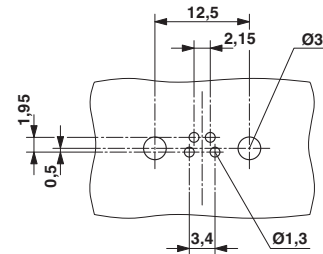
Pin assignment M8 socket, 4-pos., view female side

### Mounting panel with feed-through hole

Dimensional drawing



Drilling diagram



### M8 flush-type socket

Drilling diagram

## Classifications

eCl@ss

eCl@ss 10.0.1	27440102
eCl@ss 11.0	27440102
eCl@ss 4.0	27140800
eCl@ss 4.1	27140800
eCl@ss 5.0	27143400
eCl@ss 5.1	27143400
eCl@ss 6.0	27279200
eCl@ss 7.0	27440103

# Device connector, rear mounting - SACC-DSI-M8FS-4CON-M10-L180 SH - 1456129

## Classifications

### eCl@ss

eCl@ss 9.0	27440102
------------	----------

### ETIM

ETIM 4.0	EC002061
ETIM 6.0	EC002061

### UNSPSC

UNSPSC 6.01	31251501
UNSPSC 7.0901	31251501
UNSPSC 11	31251501
UNSPSC 12.01	31251501
UNSPSC 13.2	39121413
UNSPSC 18.0	39121413
UNSPSC 19.0	39121413
UNSPSC 20.0	39121413
UNSPSC 21.0	39121413

## Approvals


### Approvals

#### Approvals

UL Recognized / cUL Recognized / EAC / cULus Recognized


#### Ex Approvals

### Approval details


UL Recognized		<a href="http://database.ul.com/cgi-bin/XYV/template/LISEXT/1FRAME/index.htm">http://database.ul.com/cgi-bin/XYV/template/LISEXT/1FRAME/index.htm</a>	FILE E 221474
Nominal voltage UN	30 V		
Nominal current IN	4 A		
mm <sup>2</sup> /AWG/kcmil	24		

# Device connector, rear mounting - SACC-DSI-M8FS-4CON-M10-L180 SH - 1456129

## Approvals

cUL Recognized		<a href="http://database.ul.com/cgi-bin/XYV/template/LISEXT/1FRAME/index.htm">http://database.ul.com/cgi-bin/XYV/template/LISEXT/1FRAME/index.htm</a>	FILE E 221474
Nominal voltage UN		30 V	
Nominal current IN		4 A	
mm <sup>2</sup> /AWG/kcmil		24	

EAC		B.01687
-----	---	---------

cULus Recognized	
------------------	--